






2023 ELECTION RESULTS

Category	# of Members with Voting Rights	Total Votes	Percent Voted	2022 Annual Meeting Minutes		IRS 70-604	
				YES	NO	YES	NO
Commercial	1,928	615	31.89%	553	0	568	15
Other than Single Family	648	259	39.96%	228	1	233	0
Single Family	5,047	1210	23.97%	1068	13	758	25

2023 ELECTION RESULTS

				
Gayle Lopez	Sonia Suri	Matt Wood	Theodore Dann	Robert Feltes
939	756	950	213	568
Single Family Candidates (2 - Year Term)			Other Than Single Family Candidate (1 - Year Term)	Commercial Candidate (1 - Year Term)